


CELLS alive! - Mitosis Cell Parts Worksheet

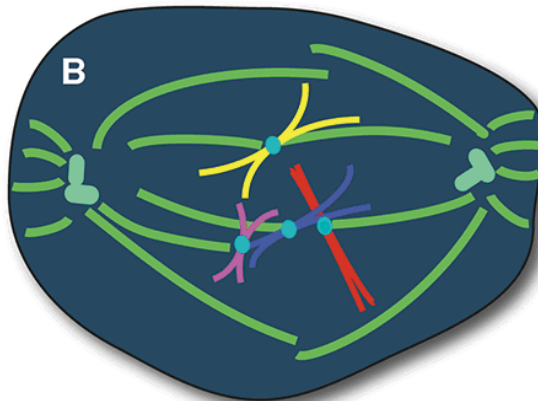
(Draw a line to the part in the [picture] and give its function.)

Nucleus [A]



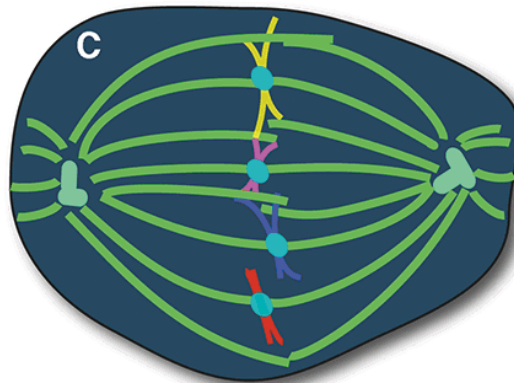
Nucleolus [A]

Kinetochores [B]



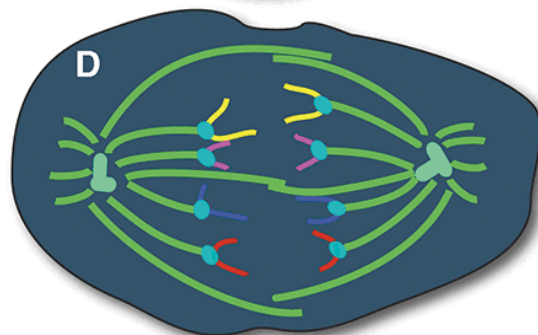
Chromatid [B]

Spindle [C]



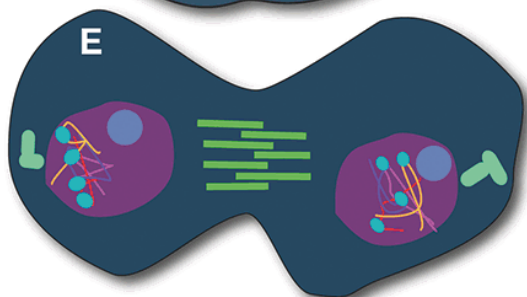
Microtubule [C]

Cytoplasm [D]



Centrosome [D]

**Cleavage
Furrow [E]**



**Contractile
Ring [E]**
